



District Report Card: 2017


State: Tamil Nadu	District: Theni
Class: 8	Subject: Mathematics
Schools: 51	Students: 1068


Participation/Coverage


Students

 GENDER	Boys		Girls	
	Number	%	Number	%
	520	48.69	548	51.31

 AREA	Rural		Urban	
	Number	%	Number	%
	760	71.16	308	28.84

 CATEGORY	SC		ST		OBC		GEN	
	Number	%	Number	%	Number	%	Number	%
	292	27.34	2	0.19	774	72.47	0	0.00

 CWSN	LD	VI	HI	S&LD	ID	Oth
	2	2	1	1	0	0

 Management	Government		Government-aided	
	Number	%	Number	%
	494	46.25	574	53.75

Average Performance of Students in Mathematics (%)

Overall	Gender		Area		Management		Social Group			
	Male	Female	Rural	Urban	Govt.	Aided	SC	ST	OBC	GEN
32.73	32.85	32.63	33.94	29.76	32.55	32.89	32.51	40.00	32.80	0.00

Performance on Learning Outcomes (LOs)

Learning Outcomes	Description	Average Performance(%)
M601	Solves problems involving large numbers by applying appropriate operations	28.73
M606	Solves problems on daily life situations involving addition and subtraction of fractions / decimals	25.23
M620	Finds out the perimeter and area of rectangular objects in the surroundings like floor of the class room, surfaces of a chalk box etc.	28.93
M621	Arranges given/collected information in the form of table, pictograph and bar graph and interprets them	29.10
M702	Interprets the division and multiplication of fractions	41.29
M705	Solves problems related to daily life situations involving rational numbers	34.27
M706	Uses exponential form of numbers to simplify problems involving multiplication and division of large numbers	19.81
M707	Adds/subtracts algebraic expressions	32.58
M710	Solves problems related to conversion of percentage to fraction and decimal and vice versa	16.95
M717	Finds out approximate area of closed shapes by using unit square grid/graph sheet	31.12
M719	Finds various representative values for simple data from her/his daily life contexts like mean, median and mode	44.88
M721	Interprets data using bar graph	39.81
M801	Generalizes properties of addition, subtraction, multiplication and division of rational numbers through patterns	23.81
M802	Finds rational numbers between two given rational numbers	35.62
M803	Proves divisibility rules of 2, 3, 4, 5, 6, 9 and 11	37.02
M804	Finds squares, cubes, square roots and cube roots of numbers using different methods	28.00
M808	Uses various algebraic identities in solving problems of daily life	44.19
M812	Verifies properties of parallelogram and establishes the relationship between them through reasoning	25.82
M818	Finds surface area and volume of cuboidal and cylindrical object	24.95
M819	Draws and interprets bar charts and pie charts	41.10

Range of Performance of Students who Answered Correctly							
Below 30%		30% - 50%		50% - 75%		Above 75%	
Number	%	Number	%	Number	%	Number	%
504	47.19	430	40.26	120	11.24	14	1.31

Lowest Performing Learning Outcomes (LOs)

- 1 - Solves problems related to conversion of percentage to fraction and decimal and vice versa (16.95)
- 2 - Uses exponential form of numbers to simplify problems involving multiplication and division of large numbers (19.81)
- 3 - Generalizes properties of addition, subtraction, multiplication and division of rational numbers through patterns (23.81)

4 - Finds surface area and volume of cuboidal and cylindrical object (24.95)

5 - Solves problems on daily life situations involving addition and subtraction of fractions / decimals (25.23)